



FACTS ABOUT THE GRUNDFOS CRE PUMP

The CRE pump is based on a modular design, easily adapted within the well-proven CR basic pump concept. The compact in-line pump design enables installation in horizontal one-pipe systems.

The multipurpose pump is designed for a variety of applications including:

- Water supply
- Washing and cleaning
- Water treatment
- Boiler feed
- Chemical and Pharmaceutical industries
- Temperature control
- Mining
- Industrial cooling
- Irrigation

All variants in the CRE range are available in cast iron, stainless steel and titanium.

For more information, please go to grundfos.com/cr

GRUNDFOS 

Possibility in every drop

Contact us


Toll Free 1800 102 2535

Email oneoffice.india@sales.grundfos.com

Website www.grundfos.com/in

NEW
HIGH
EFFICIENCY
MOTOR

**INTELLIGENT
EFFICIENCY
BY GRUNDFOS**



GRUNDFOS 

Possibility in every drop

99088631/0717/INDUSTRIY/215-3-BrandBox

The name Grundfos, the Grundfos logo, and the think innovate are registered trademarks owned by Grundfos Holding A/S or Grundfos A/S, Denmark. All rights reserved worldwide.

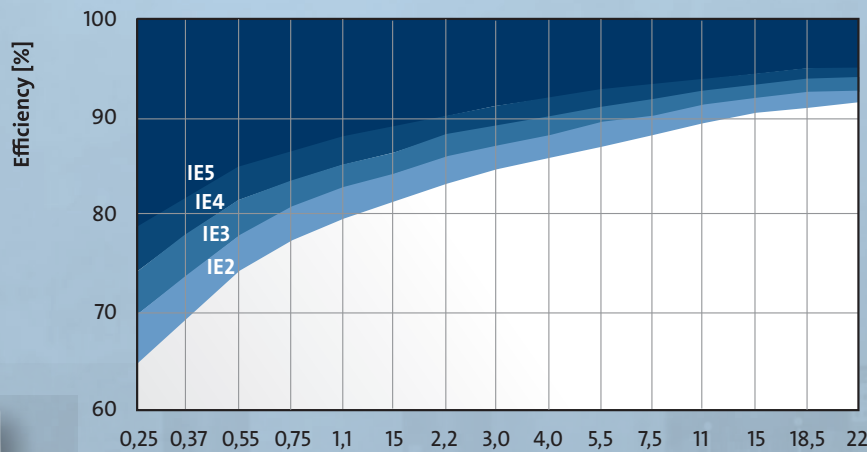
EXPERIENCE EFFICIENCY FAR BEYOND REQUIREMENTS

The renowned CRE pump has been upgraded with the latest motor technology to offer impressive energy efficiency that meets the IE5 levels.

When you choose the optimised CRE pump, you will not only be rewarded with superior reliability and impeccable performance. As part of the Grundfos iSOLUTIONs programme, the pump also represents the ultimate in intelligent control and energy efficiency. The new MGE motor goes far beyond what regulations require in terms of energy efficiency just as the advanced built-in control system makes it possible to enable application-related functions to optimise system performance.

CRE is also available with built-in sensor and pre-configured to constant pressure for complete plug-n-pump in the installation.

The CRE pump is now suitable for installation in more applications due to increased permissible ambient temperature and lower noise level.



NEW CRE FUNCTIONS

Run at power limit
Full load power output and optimal overload protection

Advanced stop function
Prevents operation against closed valve or low flow operation damage and heat up

Curve compensation
Stabilises unstable pump and load curves

Activation and de-activation delay
Timer delay on digital Inputs and outputs

Extended input and output options

The CRE pump offers a variety of configurable input and output options, including:

- Three analogue inputs (0-10 V; 0/4-20 mA; 0.5-3.5 V)
- One analogue output (0-10 V; 0/4-20 mA)
- Two dedicated digital inputs
- Two configurable digital inputs or open-collector outputs
- Two Pt100/1000 inputs for temperature measurement
- LiqTec sensor inputs – dry-running protection sensor
- Two signal relay outputs
- GENibus connection
- Interface for CIM field bus modules

Extended specifications

Ambient temperature	Full load continuous 50 °C, maximum allowed 60 °C
Enclosure class	IP55 and IP66
Maximum speed	5900 rpm
Wide supply voltage	Single-phase: 200-240 V Three-phase: 380-500 V
Approvals	CE, R CM, cUR us, EAC

Extended communication

As part of the Grundfos iSOLUTIONs the CRE pumps allow a variety of Communication Interface Modules (CIM) built into the pump to enable direct communication with process control systems; PLC, SCADA or BMS.

As a result, installation is made easier and the initial cost lower because there is no need for gateways.

Adjust operation and monitor operating performance remotely with your preferred field bus:

Industrial Ethernet


The CRE pump supports the following industrial Ethernet standards:

- Modbus TCP
- PROFINET IO
- BACnet/IP

Serial fieldbusses

The CRE pump supports the following serial based communication standards:

- Modbus RTU
- PROFIBUS DP
- BACnet MS/TP
- LON



GENibus

The CRE pump is equipped with a Grundfos GENibus interface.

GSM

The GSM module enables remote data transmission from Grundfos pumps or controllers – via mobile phones or SCADA systems.

GRM

Grundfos Remote Management makes it possible to monitor and manage pump systems remotely to reduce the need for costly – and often unnecessary – on-site inspections.

Grundfos GO

Grundfos GO is the industry's most advanced mobile pump control solution, designed to be totally compatible with all Grundfos E-pumps, including the CRE. It gives you the possibility to communicate with the pump and hereby monitor and control electronic pumps on-site.

